



## SOLEBURY TOWNSHIP POLICE DEPARTMENT RECORDS MANAGEMENT

Information contained in this  
project was collected from:

STPD's Visual Alert 2 Report  
Management System.

STPD's Policy and Procedure  
Manual

# 2014 – 2020 YEARLY TOTALS

	2014-2020		2014	2015	2016	2017	2018	2019	2020
<b>Criminal Total</b>	1398								
<b>Violent Crime</b>	26		1	5	3	10	3	2	2
<b>Other Crime</b>	601		70	81	87	105	99	85	75
<b>Property Crime</b>	771		97	155	122	144	88	94	71
<b>Noncriminal Calls/Administration Other</b>	16713		2522	2554	2678	2529	2520	2471	1439
<b>Traffic</b>	4913		653	567	516	528	680	613	307
<b>Proactive</b>	14489		2305	2157	2215	1992	2124	2343	1353
<b>Fire/Medical/Rescue</b>	3744		502	572	617	485	592	584	392

Total = 42,655 which include administration/other calls – such as right to know requests, fingerprinting services, PD vehicle maintenance, civil non-police issues, etc.

## Percentage of time

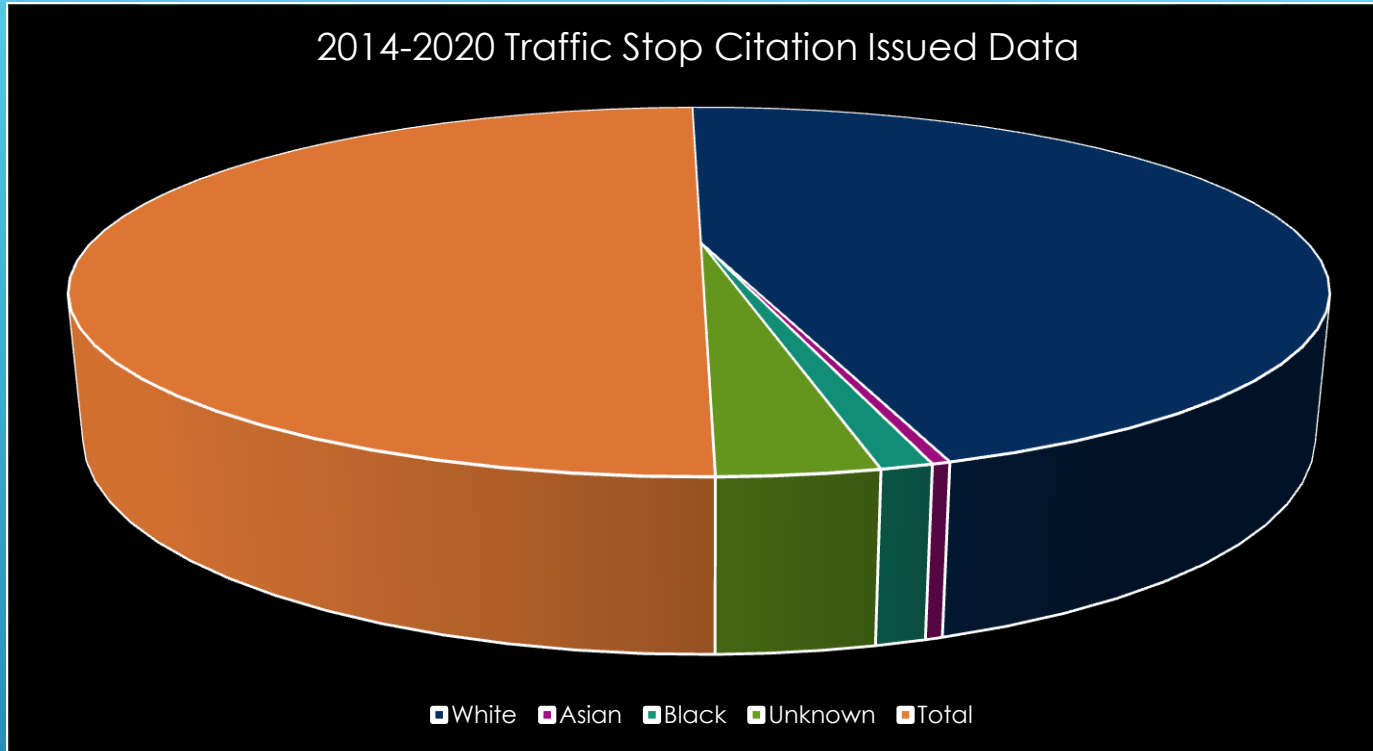
<b>Criminal Total</b>	<b>1398</b>	<b>3.476661%</b>
<b>Violent Crime</b>	26	0.06465892%
<b>Other Crime</b>	601	1.494616%
<b>Property Crime</b>	771	1.917386%
<b>Noncriminal Calls/Administration</b>	16,713	39.18180%
<b>Traffic</b>	4913	12.21805%
<b>Proactive</b>	14489	36.03243%
<b>Fire/Medical/Rescue</b>	3744	9.310885%

## AVERAGES (MINUTES) COLLECTED FROM OFFICER ACTIVITY LOGS FROM 2014 - 2020

Incident Investigation	52.357
Medical Call	24.88426
Accident Investigation	82.90252
Business Checks	7.399384
Criminal Arrest	174.3077

- ❑ Random selection of typical calls for service.
- ❑ These averages represent minutes spent on a typical call.
- ❑ This does not include investigative time, report writing, follow ups, as well as additional time spent on court and other duties.

## 2014-2020 Traffic Stop Citation Issued Data

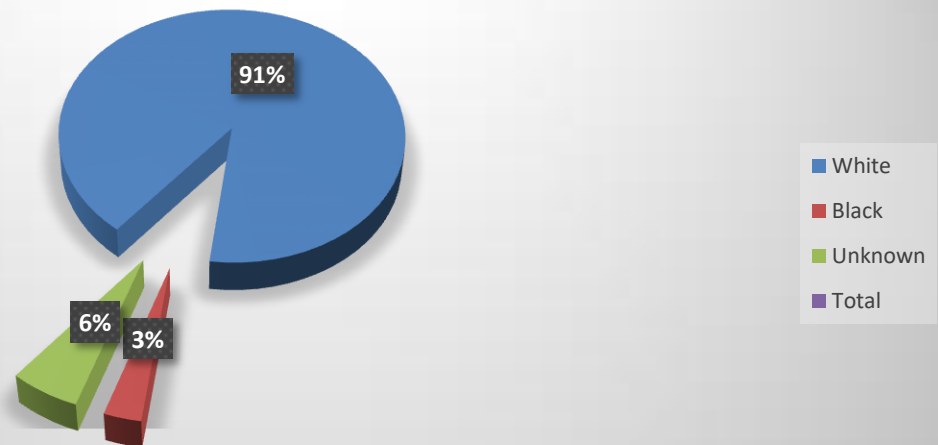


2014-2020 Traffic Stop Citations Issued Data		
White	6940 (contacts)	90.718%
Asian	56 (contacts)	0.732%
Black	148 (contacts)	1.9379%
Unknown	493 (contacts)	6.4444%
Total	7637	

Unknown = 2014 to current, Race not listed on handwritten Pennsylvania traffic citations, no visual contact with registered owner (parking citations, abandoned vehicles), information not entered by officer.



## 2014- 2020 Traffic Citation Warnings

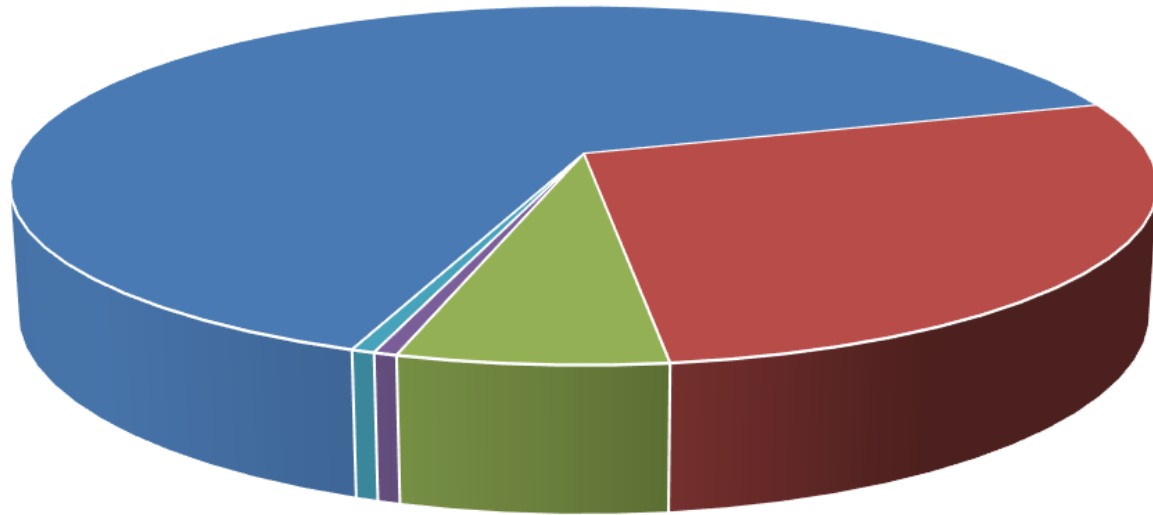


2014- 2020 Traffic Citation Warnings			
White	1922		91.05%
Black	66		3.12648
Unknown	123		5.83%
Total	2111		

# TRAFFIC VIOLATION “WARNING” DATA FROM 2014-2020

Unknown = 2014 to current, Race not listed on handwritten Pennsylvania traffic citations, no visual contact with registered owner (parking citations, abandoned vehicles), information not entered by officer

2014-2020 Arrest Data

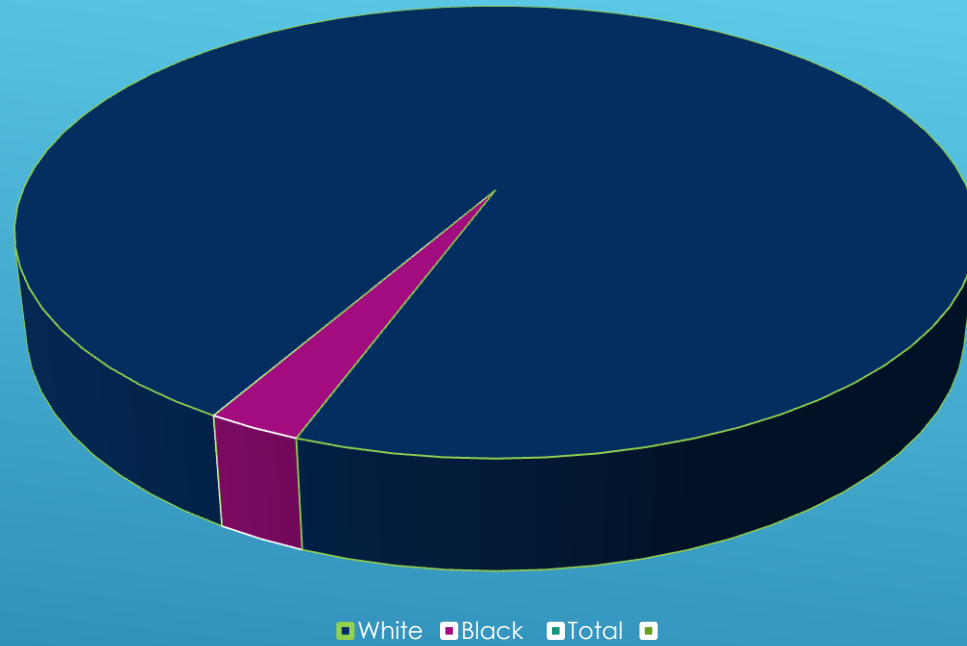


■ White Male ■ White Female ■ Black Male ■ Black Female ■ Other ■ Total

# ARREST TOTAL BY RACE/GENDER

2014 -2020 Arrest Data		
White Male	231	64.7059%
White Female	98	27.451%
Black Male	23	6.442%
Black Female	2	0.5602%
Other	3	0.8403%
Total	357	

2014-2020 DUI Arrest Data



# 2014 – 2020 DUI ARREST DATA BY RACE

	2014-2020 DUI Arrest Data		
<b>White</b>	109	97.324%	
<b>Black</b>	3	2.6786%	
<b>Total</b>	112		



# OPERATIONAL LINKS TO SOCIAL SERVICES AND/OR MENTAL HEALTH SERVICES



## Links to services

Does the department have operational links to social services and/or mental health services?

<https://www.lenapevf.org/>

<https://www.lenapevf.org/services/mobile-crisis-services/>

<https://www.pennfoundation.org/>

<http://www.buckscounty.org/government/HumanServices/MHDP>

[https://nami.org/About-NAMI?gclid=EAIaIQobChMIodeol8yV6wIVF5SzCh18Rg9hEAAYASAAEgJDzFD\\_BwE](https://nami.org/About-NAMI?gclid=EAIaIQobChMIodeol8yV6wIVF5SzCh18Rg9hEAAYASAAEgJDzFD_BwE)

<https://suicidepreventionlifeline.org/>

<http://www.buckscounty.org/government/HumanServices>

<https://www.councilsepa.org/>

<http://www.buckscounty.org/government/HumanServices/AAA>

<http://www.buckscounty.org/government/HumanServices/behavioralhealth>

<http://www.buckscounty.org/government/HumanServices/ChildrenandYouth>

<https://www.bcdac.org/>

<http://www.buckscounty.org/government/HumanServices/HousingServices>

<http://www.buckscounty.org/LivingAndWorking/Services/mental-health>

<https://www.safe2saypa.org/>

<https://awomansplace.org/>

<https://www.novabucks.org/>

<https://www.novabucks.org/services/childrens-advocacy-center/>

<http://www.buckscounty.org/government/HumanServices/MHDP/CIT>

[http://www.bcehs.com/wordpress/cism\\_home/](http://www.bcehs.com/wordpress/cism_home/)